





District Health Assessment for Multiple District 316 through January 2026

		Clubs							Membership							Member Strength		Cancellation		Reports			Finance	Leadership			
District Name	Status/ Number of Months in Status *	Active Clubs	Clubs in Status Quo	Total Clubs	% Status Quo Clubs in Financial Suspension	New Clubs	Cancelled Clubs	YTD Net Club Gain/Loss	Current Members In Active Clubs	Current Members In Status Quo Clubs	Current Total Members Count	YTD Add	YTD Drop	YTD NetGrowth (includes Active and Status Quo)	YTD NetGrowth% (includes Active and Status Quo)	Member Count 12 Months Ago	Average Member Count Per Club	% of Clubs with less than 20 members	Average Cancelled Club Age	Members Lost Due to Cancelled Clubs	% of Clubs Reporting Service	% No MMR in 3 Months	% No Officer Report in 12 months	% of Clubs with balance 90+ days	Number of Zone Chairs Recorded	Number of Region Chairs Recorded	District Officers Vacancies **
316 A		63	0	63	0%	7	8	-1	2528	0	2528	439	394	45	1.81%	2,319	40	14%	12	185	100%	49%	5%	14%	11	5	
316 B		71	1	72	100%	12	3	9	2414	17	2431	679	272	407	20.11%	1,943	34	25%	9	48	53%	42%	7%	24%	12	5	
316 D		102	1	103	100%	12	6	6	2932	83	3015	535	516	19	0.63%	2,708	29	40%	1	255	98%	33%	1%	15%	20	6	
316 G		79	0	79	0%	7	0	7	3110	0	3110	455	159	296	10.52%	2,776	39	18%	0	0	100%	33%	0%	4%	20	7	
316 H	T(6)	44	0	44	0%	5	7	-2	1103	0	1103	299	931	-632	-36.43%	1,206	25	41%	1	676	30%	34%	7%	23%	11	5	2nd VDG
316 J		53	0	53	0%	3	5	-2	2038	0	2038	177	247	-70	-3.32%	2,153	38	43%	10	79	53%	62%	4%	11%	12	5	
		412	2	414	100%	46	29	17	14125	100	14225	2584	2519	65	0.46%	13,105	35	30%	7	1,243	78%	41%	3%	14%	86	33	




District Health Assessment for Multiple District 317 through January 2026

		Clubs							Membership							Member Strength		Cancellation		Reports			Finance	Leadership			
District Name	Status/ Number of Months in Status *	Active Clubs	Clubs in Status Quo	Total Clubs	% Status Quo Clubs in Financial Suspension	New Clubs	Cancelled Clubs	YTD Net Club Gain/Loss	Current Members In Active Clubs	Current Members In Status Quo Clubs	Current Total Members Count	YTD Add	YTD Drop	YTD NetGrowth (includes Active and Status Quo)	YTD NetGrowth% (includes Active and Status Quo)	Member Count 12 Months Ago	Average Member Count Per Club	% of Clubs with less than 20 members	Average Cancelled Club Age	Members Lost Due to Cancelled Clubs	% of Clubs Reporting Service	% No MMR in 3 Months	% No Officer Report in 12 months	% of Clubs with balance 90+ days	Number of Zone Chairs Recorded	Number of Region Chairs Recorded	District Officers Vacancies **
317 A		85	0	85	0%	9	1	8	2695	0	2695	692	197	495	22.50%	2,388	32	21%	7	12	100%	38%	0%	14%	20	7	
317 G		95	1	96	100%	10	7	3	2805	15	2820	635	562	73	2.66%	2,641	30	20%	8	151	92%	48%	2%	19%	20	10	
317 B		109	1	110	100%	1	2	-1	3732	36	3768	414	219	195	5.46%	3,653	34	22%	1	97	100%	56%	0%	12%	26	12	
317 C		113	1	114	0%	13	2	11	3297	29	3326	755	204	551	19.86%	2,916	29	28%	10	46	89%	43%	1%	7%	20	9	2nd VDG
317 D		116	2	118	100%	3	1	2	4653	37	4690	568	201	367	8.49%	4,501	40	13%	40	14	98%	53%	1%	13%	24	12	
317 E		72	1	73	100%	5	6	-1	2449	15	2464	391	277	114	4.85%	2,386	34	18%	2	98	96%	42%	1%	25%	18	7	
317 F		91	1	92	100%	7	2	5	2466	10	2476	358	107	251	11.28%	2,193	27	33%	4	0	98%	54%	1%	8%	20	7	
		681	7	688	86%	48	21	27	22097	142	22239	3813	1767	2046	10.13%	20,678	33	22%	7	418	96%	48%	1%	13%	148	64	




District Health Assessment for Multiple District 318 through January 2026

		Clubs							Membership							Member Strength		Cancellation		Reports			Finance		Leadership		
District Name	Status/ Number of Months in Status *	Active Clubs	Clubs in Status Quo	Total Clubs	% Status Quo Clubs in Financial Suspension	New Clubs	Cancelled Clubs	YTD Net Club Gain/Loss	Current Members In Active Clubs	Current Members In Status Quo Clubs	Current Total Members Count	YTD Add	YTD Drop	YTD NetGrowth (includes Active and Status Quo)	YTD NetGrowth% (includes Active and Status Quo)	Member Count 12 Months Ago	Average Member Count Per Club	% of Clubs with less than 20 members	Average Cancelled Club Age	Members Lost Due to Cancelled Clubs	% of Clubs Reporting Service	% No MMR in 3 Months	% No Officer Report in 12 months	% of Clubs with balance 90+ days	Number of Zone Chairs Recorded	Number of Region Chairs Recorded	District Officers Vacancies **
318 A		151	0	151	0%	8	3	5	4376	0	4376	623	263	360	8.96%	4,196	29	26%	8	41	98%	42%	3%	13%	41	20	
318 B		122	1	123	100%	6	5	1	3795	23	3818	512	280	232	6.47%	3,474	31	16%	7	82	99%	54%	3%	9%	28	13	
318 C		179	0	179	0%	14	3	11	6312	0	6312	985	331	654	11.56%	5,520	35	12%	2	50	99%	56%	3%	9%	38	18	
DISTRICT 318 D		175	0	175	0%	7	7	0	6619	0	6619	912	511	401	6.45%	5,842	38	15%	6	154	91%	45%	2%	10%	42	21	
DISTRICT 318 D1		49	0	49	0%	8	0	8	1419	0	1419	430	143	287	25.35%	1,162	29	24%	0	0	98%	41%	0%	8%	10	6	
318 E		169	0	169	0%	9	4	5	6307	0	6307	776	389	387	6.54%	6,086	37	12%	7	54	99%	43%	2%	12%	34	15	
		845	1	846	100%	52	22	30	28828	23	28851	4238	1917	2321	8.75%	26,280	34	17%	6	381	97%	47%	2%	11%	193	93	



District Health Assessment for Multiple District 320 through January 2026

		Clubs							Membership							Member Strength		Cancellation		Reports			Finance		Leadership		
District Name	Status/ Number of Months in Status *	Active Clubs	Clubs in Status Quo	Total Clubs	% Status Quo Clubs in Financial Suspension	New Clubs	Cancelled Clubs	YTD Net Club Gain/Loss	Current Members In Active Clubs	Current Members In Status Quo Clubs	Current Total Members Count	YTD Add	YTD Drop	YTD NetGrowth (includes Active and Status Quo)	YTD NetGrowth% (includes Active and Status Quo)	Member Count 12 Months Ago	Average Member Count Per Club	% of Clubs with less than 20 members	Average Cancelled Club Age	Members Lost Due to Cancelled Clubs	% of Clubs Reporting Service	% No MMR in 3 Months	% No Officer Report in 12 months	% of Clubs with balance 90+ days	Number of Zone Chairs Recorded	Number of Region Chairs Recorded	District Officers Vacancies **
320 A		90	2	92	100%	11	5	6	3543	59	3602	580	563	17	0.47%	3,326	39	23%	6	100	98%	32%	1%	14%	22	7	
320 B		54	1	55	100%	3	9	-6	2155	16	2171	508	597	-89	-3.94%	1,988	40	27%	7	317	95%	42%	2%	24%	13	5	
320 C		62	0	62	0%	4	8	-4	1713	0	1713	248	572	-324	-15.91%	1,828	28	29%	7	317	84%	48%	2%	6%	12	4	
320 D		122	2	124	100%	14	18	-4	4269	56	4325	1137	1131	6	0.14%	3,554	35	19%	3	881	91%	51%	1%	24%	26	10	
320 E		85	1	86	100%	17	4	13	3929	42	3971	794	389	405	11.36%	3,155	46	14%	2	133	99%	43%	0%	28%	23	7	
320 F		77	0	77	0%	8	6	2	2534	0	2534	321	698	-377	-12.95%	2,516	33	23%	4	583	96%	51%	6%	17%	24	8	
320 G		87	1	88	100%	4	15	-11	2856	30	2886	467	888	-421	-12.73%	3,331	33	33%	4	545	99%	48%	1%	13%	31	12	
320 H		54	0	54	0%	15	9	6	1982	0	1982	1012	950	62	3.23%	1,808	37	15%	11	363	100%	31%	2%	30%	13	5	
		631	7	638	100%	76	74	2	22981	203	23184	5067	5788	-721	-3.02%	21,506	37	23%	5	3,239	95%	44%	2%	19%	164	58	



District Health Assessment for Multiple District 321 through January 2026

District Name	Status/ Number of Months in Status *	Clubs						Membership								Member Strength		Cancellation		Reports			Finance	Leadership			
		Active Clubs	Clubs in Status Quo	Total Clubs	% Status Quo Clubs in Financial Suspension	New Clubs	Cancelled Clubs	YTD Net Club Gain/Loss	Current Members In Active Clubs	Current Members In Status Quo Clubs	Current Total Members Count	YTD Add	YTD Drop	YTD NetGrowth (includes Active and Status Quo)	YTD NetGrowth% (includes Active and Status Quo)	Member Count 12 Months Ago	Average Member Count Per Club	% of Clubs with less than 20 members	Average Cancelled Club Age	Members Lost Due to Cancelled Clubs	% of Clubs Reporting Service	% No MMR in 3 Months	% No Officer Report in 12 months	% of Clubs with balance 90+ days	Number of Zone Chairs Recorded	Number of Region Chairs Recorded	District Officers Vacancies **
321A1		60	0	60	0%	6	0	6	1796	0	1796	303	75	228	14.54%	1,556	30	25%	0	0	53%	53%	5%	25%	9	4	
321A2		157	0	157	0%	13	6	7	3354	0	3354	552	536	16	0.48%	3,233	21	43%	6	181	100%	46%	6%	19%	36	12	GLT
321A3		132	0	132	0%	8	5	3	2653	0	2653	805	479	326	14.01%	2,201	20	61%	11	194	48%	36%	2%	23%	26	12	
321B1		104	0	104	0%	6	3	3	2736	0	2736	493	471	22	0.81%	2,369	26	41%	1	253	97%	30%	0%	14%	27	14	
321B2		67	0	67	0%	6	4	2	1504	0	1504	317	264	53	3.65%	1,421	22	43%	7	83	69%	30%	7%	30%	18	9	
321C1		176	0	176	0%	9	2	7	4737	0	4737	775	215	560	13.41%	3,931	27	43%	14	39	99%	43%	7%	15%	48	20	
321C2		73	0	73	0%	7	8	-1	2579	0	2579	491	442	49	1.94%	2,450	35	26%	10	206	52%	36%	3%	19%	0	0	
321 D		146	0	146	0%	5	16	-11	3876	0	3876	592	851	-259	-6.26%	3,810	27	48%	10	511	25%	49%	12%	19%	45	16	
321 E		100	0	100	0%	10	6	4	3196	0	3196	579	373	206	6.89%	2,807	32	16%	8	180	60%	58%	5%	36%	28	16	
321 F		192	1	193	100%	20	7	13	5353	18	5371	1076	539	537	11.11%	4,586	28	30%	10	128	100%	40%	5%	19%	48	14	
		1207	1	1208	100%	90	57	33	31784	18	31802	5983	4245	1738	5.78%	28,364	26	39%	9	1,775	75%	42%	5%	21%	285	117	



District Health Assessment for Multiple District 322 through January 2026

District Name	Status/ Number of Months in Status *	Clubs							Membership							Member Strength		Cancellation		Reports			Finance	Leadership			
		Active Clubs	Clubs in Status Quo	Total Clubs	% Status Quo Clubs in Financial Suspension	New Clubs	Cancelled Clubs	YTD Net Club Gain/Loss	Current Members In Active Clubs	Current Members In Status Quo Clubs	Current Total Members Count	YTD Add	YTD Drop	YTD NetGrowth (includes Active and Status Quo)	YTD NetGrowth% (includes Active and Status Quo)	Member Count 12 Months Ago	Average Member Count Per Club	% of Clubs with less than 20 members	Average Cancelled Club Age	Members Lost Due to Cancelled Clubs	% of Clubs Reporting Service	% No MMR in 3 Months	% No Officer Report in 12 months	% of Clubs with balance 90+ days	Number of Zone Chairs Recorded	Number of Region Chairs Recorded	District Officers Vacancies **
322 A		84	1	85	100%	7	11	-4	2815	22	2837	557	560	-3	-0.11%	2,810	34	20%	8	218	100%	32%	0%	13%	19	6	
322 B1		101	0	101	0%	15	4	11	4615	0	4615	921	372	549	13.50%	3,805	46	7%	2	58	94%	17%	1%	2%	15	0	
322 B2		92	0	92	0%	9	9	0	3368	0	3368	609	319	290	9.42%	2,996	37	12%	10	169	85%	40%	4%	8%	19	9	
322C1		110	2	112	100%	3	5	-2	3533	34	3567	469	259	210	6.26%	3,261	32	22%	4	69	96%	33%	3%	26%	25	11	
322C2		63	2	65	100%	10	2	8	2365	35	2400	452	444	8	0.33%	2,269	38	34%	1	38	95%	31%	6%	51%	17	8	
322C3		95	0	95	0%	9	4	5	3586	0	3586	773	248	525	17.15%	3,174	38	22%	8	45	96%	29%	0%	9%	17	7	
322C4		49	1	50	100%	4	1	3	1584	22	1606	454	258	196	13.90%	1,404	32	30%	12	113	60%	42%	0%	20%	15	7	
322C5		45	0	45	0%	4	0	4	1638	0	1638	344	83	261	18.95%	1,350	36	13%	0	0	100%	29%	7%	20%	7	4	
322 D		80	0	80	0%	7	3	4	2991	0	2991	421	269	152	5.35%	2,840	37	10%	6	52	94%	23%	0%	13%	16	8	
322 E		150	1	151	100%	11	15	-4	4455	19	4474	721	1304	-583	-11.53%	4,351	30	42%	5	1,066	53%	63%	3%	9%	41	19	
322 F		101	0	101	0%	9	15	-6	3904	0	3904	871	435	436	12.57%	3,596	39	8%	4	136	75%	35%	1%	15%	19	0	
322 H		61	0	61	0%	15	15	0	1904	0	1904	716	440	276	16.95%	1,675	31	2%	3	306	75%	41%	2%	23%	14	5	
322 G		90	0	90	0%	14	13	1	4251	0	4251	773	594	179	4.40%	4,030	47	6%	4	366	99%	39%	3%	23%	18	7	
		1121	7	1128	100%	117	97	20	41009	132	41141	8081	5585	2496	6.46%	37,561	37	19%	5	2,636	85%	36%	2%	16%	242	91	



District Health Assessment for Multiple District 3231 through January 2026

District Name	Status/ Number of Months in Status *	Clubs							Membership							Member Strength		Cancellation		Reports			Finance	Leadership			
		Active Clubs	Clubs in Status Quo	Total Clubs	% Status Quo Clubs in Financial Suspension	New Clubs	Cancelled Clubs	YTD Net Club Gain/Loss	Current Members In Active Clubs	Current Members In Status Quo Clubs	Current Total Members Count	YTD Add	YTD Drop	YTD NetGrowth (includes Active and Status Quo)	YTD NetGrowth% (includes Active and Status Quo)	Member Count 12 Months Ago	Average Member Count Per Club	% of Clubs with less than 20 members	Average Cancelled Club Age	Members Lost Due to Cancelled Clubs	% of Clubs Reporting Service	% No MMR in 3 Months	% No Officer Report in 12 months	% of Clubs with balance 90+ days	Number of Zone Chairs Recorded	Number of Region Chairs Recorded	District Officers Vacancies **
3231A1		51	0	51	0%	8	1	7	1628	0	1628	400	104	296	22.22%	1,375	32	51%	51	7	67%	41%	2%	0%	8	4	
3231A2		62	0	62	0%	7	11	-4	2328	0	2328	466	398	68	3.01%	2,264	38	27%	6	204	58%	42%	2%	13%	0	5	
3231A3		121	1	122	100%	5	2	3	4917	15	4932	623	246	377	8.28%	4,723	41	37%	9	1	60%	49%	2%	11%	12	6	
3231A4		56	1	57	100%	3	5	-2	1912	23	1935	319	380	-61	-3.06%	1,817	34	25%	9	239	72%	44%	0%	12%	11	4	
		290	2	292	100%	23	19	4	10785	38	10823	1808	1128	680	6.70%	10,179	37	35%	9	451	63%	45%	1%	10%	31	19	



District Health Assessment for Multiple District 3232 through January 2026

District Name	Status/ Number of Months in Status *	Clubs							Membership							Member Strength		Cancellation		Reports			Finance	Leadership			
		Active Clubs	Clubs in Status Quo	Total Clubs	% Status Quo Clubs in Financial Suspension	New Clubs	Cancelled Clubs	YTD Net Club Gain/Loss	Current Members In Active Clubs	Current Members In Status Quo Clubs	Current Total Members Count	YTD Add	YTD Drop	YTD NetGrowth (includes Active and Status Quo)	YTD NetGrowth% (includes Active and Status Quo)	Member Count 12 Months Ago	Average Member Count Per Club	% of Clubs with less than 20 members	Average Cancelled Club Age	Members Lost Due to Cancelled Clubs	% of Clubs Reporting Service	% No MMR in 3 Months	% No Officer Report in 12 months	% of Clubs with balance 90+ days	Number of Zone Chairs Recorded	Number of Region Chairs Recorded	District Officers Vacancies **
3232B1		35	0	35	0%	5	6	-1	1739	0	1739	487	511	-24	-1.36%	1,476	50	17%	7	112	83%	23%	3%	14%	5	3	
3232B2		60	1	61	100%	22	10	12	2797	20	2817	1647	1329	318	12.73%	1,872	47	0%	8	1,003	95%	56%	2%	23%	8	4	GMT
3232B3		51	0	51	0%	20	9	11	2352	0	2352	1114	1122	-8	-0.34%	1,773	46	2%	8	661	69%	24%	6%	29%	5	3	
3232B4		58	0	58	0%	13	8	5	4314	0	4314	1100	1224	-124	-2.79%	2,604	74	7%	4	802	100%	52%	19%	21%	8	3	
3232F1		113	2	115	100%	5	6	-1	3756	12	3768	386	830	-444	-10.54%	3,422	33	60%	4	403	100%	42%	3%	8%	17	9	
3232F2		93	0	93	0%	9	8	1	2822	0	2822	418	350	68	2.47%	2,834	30	34%	2	130	73%	45%	9%	16%	17	6	GST
3232 J		61	0	61	0%	6	3	3	1924	0	1924	309	98	211	12.32%	1,867	32	33%	4	20	100%	43%	2%	8%	14	5	
		471	3	474	100%	80	50	30	19704	32	19736	5461	5464	-3	-0.02%	15,848	42	28%	6	3,131	89%	42%	6%	16%	74	33	





District Health Assessment for Multiple District 3233 through January 2026

District Name	Status/ Number of Months in Status *	Clubs							Membership							Member Strength		Cancellation		Reports			Finance	Leadership			
		Active Clubs	Clubs in Status Quo	Total Clubs	% Status Quo Clubs in Financial Suspension	New Clubs	Cancelled Clubs	YTD Net Club Gain/ Loss	Current Members In Active Clubs	Current Members In Status Quo Clubs	Current Total Members Count	YTD Add	YTD Drop	YTD NetGrowth (includes Active and Status Quo)	YTD NetGrowth% (includes Active and Status Quo)	Member Count 12 Months Ago	Average Member Count Per Club	% of Clubs with less than 20 members	Average Cancelled Club Age	Members Lost Due to Cancelled Clubs	% of Clubs Reporting Service	% No MMR in 3 Months	% No Officer Report in 12 months	% of Clubs with balance 90+ days	Number of Zone Chairs Recorded	Number of Region Chairs Recorded	District Officers Vacancies **
3233 C		140	0	140	0%	17	5	12	3003	0	3003	652	155	497	19.83%	2,730	21	54%	15	40	96%	38%	0%	9%	30	12	
3233E1		209	0	209	0%	6	12	-6	5410	0	5410	584	1390	-806	-12.97%	5,189	26	52%	6	1,049	50%	56%	7%	6%	59	21	
3233E2		142	0	142	0%	5	6	-1	4985	0	4985	588	282	306	6.54%	5,014	35	35%	9	92	60%	47%	3%	15%	34	12	GMT
3233G1		239	0	239	0%	39	7	32	3980	0	3980	1042	1017	25	0.63%	3,346	17	62%	15	872	35%	67%	5%	42%	36	12	
3233G2		149	0	149	0%	22	6	16	3141	0	3141	747	399	348	12.46%	2,579	21	42%	9	177	74%	48%	1%	20%	30	7	
		879	0	879	0%	89	36	53	20519	0	20519	3613	3243	370	1.84%	18,858	23	51%	10	2,230	59%	53%	4%	20%	189	64	



District Health Assessment for Multiple District 3234 through January 2026

District Name	Status/ Number of Months in Status *	Clubs							Membership							Member Strength		Cancellation		Reports			Finance		Leadership		
		Active Clubs	Clubs in Status Quo	Total Clubs	% Status Quo Clubs in Financial Suspension	New Clubs	Cancelled Clubs	YTD Net Club Gain/Loss	Current Members In Active Clubs	Current Members In Status Quo Clubs	Current Total Members Count	YTD Add	YTD Drop	YTD NetGrowth (includes Active and Status Quo)	YTD NetGrowth% (includes Active and Status Quo)	Member Count 12 Months Ago	Average Member Count Per Club	% of Clubs with less than 20 members	Average Cancelled Club Age	Members Lost Due to Cancelled Clubs	% of Clubs Reporting Service	% No MMR in 3 Months	% No Officer Report in 12 months	% of Clubs with balance 90+ days	Number of Zone Chairs Recorded	Number of Region Chairs Recorded	District Officers Vacancies **
3234D1		73	0	73	0%	2	2	0	2551	0	2551	289	108	181	7.64%	2,508	35	22%	3	18	96%	40%	0%	5%	21	5	
3234D2		109	0	109	0%	5	8	-3	5446	0	5446	637	305	332	6.49%	5,422	50	18%	14	162	68%	50%	1%	3%	16	0	
3234H1		117	0	117	0%	12	7	5	3908	0	3908	869	429	440	12.69%	3,442	33	15%	3	192	97%	43%	3%	6%	21	7	
3234H2		92	3	95	100%	2	20	-18	3809	40	3849	302	936	-634	-14.14%	3,966	41	12%	4	653	97%	41%	7%	19%	24	6	
		391	3	394	100%	21	37	-16	15714	40	15754	2097	1778	319	2.07%	15,338	40	16%	6	1,025	89%	44%	3%	8%	82	18	




District Health Assessment for MULTIPLE DISTRICT 3241 through January 2026

District Name	Status/ Number of Months in Status *	Clubs						Membership								Member Strength		Cancellation		Reports			Finance	Leadership			
		Active Clubs	Clubs in Status Quo	Total Clubs	% Status Quo Clubs in Financial Suspension	New Clubs	Cancelled Clubs	YTD Net Club Gain/Loss	Current Members In Active Clubs	Current Members In Status Quo Clubs	Current Total Members Count	YTD Add	YTD Drop	YTD NetGrowth (includes Active and Status Quo)	YTD NetGrowth% (includes Active and Status Quo)	Member Count 12 Months Ago	Average Member Count Per Club	% of Clubs with less than 20 members	Average Cancelled Club Age	Members Lost Due to Cancelled Clubs	% of Clubs Reporting Service	% No MMR in 3 Months	% No Officer Report in 12 months	% of Clubs with balance 90+ days	Number of Zone Chairs Recorded	Number of Region Chairs Recorded	District Officers Vacancies **
DISTRICT 3241 A		150	4	154	100%	21	7	14	4822	135	4957	1186	464	722	17.05%	4,378	32	25%	6	111	86%	42%	3%	15%	31	15	
DISTRICT 3241 B		68	0	68	0%	7	0	7	2085	0	2085	306	213	93	4.67%	1,857	31	16%	0	0	79%	44%	6%	15%	13	5	
DISTRICT 3241 C		175	0	175	0%	8	8	0	5174	0	5174	830	350	480	10.23%	4,864	30	26%	11	97	93%	54%	0%	6%	24	12	GMT
DISTRICT 3241 D		65	0	65	0%	3	6	-3	1535	0	1535	273	172	101	7.04%	1,474	24	46%	9	87	98%	48%	2%	18%	15	3	
DISTRICT 3241 E		42	1	43	100%	6	13	-7	1102	16	1118	306	570	-264	-19.10%	1,343	26	30%	5	492	88%	51%	5%	14%	8	3	
DISTRICT 3241 F		42	0	42	0%	2	3	-1	1155	0	1155	55	116	-61	-5.02%	1,161	28	24%	9	61	81%	81%	2%	14%	12	5	
DISTRICT 3241 G		114	0	114	0%	7	2	5	3598	0	3598	555	180	375	11.64%	3,437	32	25%	3	34	68%	53%	4%	11%	29	10	
DISTRICT 3241 H		107	0	107	0%	9	2	7	3380	0	3380	683	151	532	18.68%	2,959	32	8%	6	0	100%	24%	5%	9%	26	8	
DISTRICT 3241 I		77	0	77	0%	5	9	-4	2511	0	2511	521	364	157	6.67%	2,409	33	19%	6	119	95%	44%	1%	13%	23	6	
		840	5	845	100%	68	50	18	25362	151	25513	4715	2580	2135	9.13%	23,882	30	24%	7	1,001	88%	47%	3%	12%	181	67	



District Health Assessment for MULTIPLE DISTRICT 3242 through January 2026

	Clubs							Membership							Member Strength		Cancellation		Reports			Finance	Leadership				
	Status/ District Name Number of Months in Status *	Active Clubs	Clubs in Status Quo	Total Clubs	% Status Quo Clubs in Financial Suspension	New Clubs	Cancelled Clubs	YTD Net Club Gain/ Loss	Current Members In Active Clubs	Current Members In Status Quo Clubs	Current Total Members Count	YTD Add	YTD Drop	YTD NetGrowth (includes Active and Status Quo)	YTD NetGrowth% (includes Active and Status Quo)	Member Count 12 Months Ago	Average Member Count Per Club	% of Clubs with less than 20 members	Average Cancelled Club Age	Members Lost Due to Cancelled Clubs	% of Clubs Reporting Service	% No MMR in 3 Months	% No Officer Report in 12 months	% of Clubs with balance 90+ days	Number of Zone Chairs Recorded	Number of Region Chairs Recorded	District Officers Vacancies **
DISTRICT 3242 A		185	0	185	0%	7	12	-5	5568	0	5568	704	850	-146	-2.56%	5,466	30	30%	8	402	46%	48%	5%	14%	38	10	
DISTRICT 3242 B		196	3	199	100%	17	2	15	7091	47	7138	1762	315	1447	25.43%	5,934	36	26%	8	23	95%	40%	1%	24%	44	9	
DISTRICT 3242 C		130	0	130	0%	8	1	7	4644	0	4644	438	200	238	5.40%	5,364	36	18%	3	19	94%	54%	5%	6%	26	5	
DISTRICT 3242 E		195	0	195	0%	12	0	12	8638	0	8638	1004	238	766	9.73%	8,109	44	11%	0	0	99%	51%	0%	4%	37	12	
DISTRICT 3242 F		304	0	304	0%	39	1	38	11768	0	11768	2209	487	1722	17.14%	10,590	39	13%	15	18	79%	38%	1%	5%	86	18	
		1010	3	1013	100%	83	16	67	37709	47	37756	6117	2090	4027	11.94%	35,463	37	19%	8	462	82%	45%	2%	10%	231	54	

\* - District Status: P - Provisional, T - Transitional.  
\*\* - District Officers Vacancies: DG - District Governor, 1st VDG - First Vice District Governor, 2nd VDG - Second Vice District Governor.